



**ALL IN ONE AIR SOURCE HEAT PUMP**

**Quality at the forefront of Technology  
Safety features you can Trust  
Service you can count on  
WE REDEFINE TIPCO**

Tipco excels in providing simple installations to customized Water Heating Solutions to discerning buyers. Be it Heat Pump, Gas, Solar or Electric an amalgamation of technologies. No wonder why our customers Trust Us when it comes to providing Hot Water Solution.



**Setting new quality standards**

## About TIPCO

Meet Piyush Lohiya, the visionary Managing Director of TIPCO, TIPC & IWS group of companies. Over the last two decades, he has built an exceptional legacy of trust and excellence, winning the hearts of hundreds of premium iconic luxury apartment builders and prestigious clients. From My Home Constructions to DSR Builders, Rajapushpa, Bollineni Developers, and more, Shri Piyush Lohiya's trustworthiness and commitment have made him the go-to partner for renowned builders and organisations.

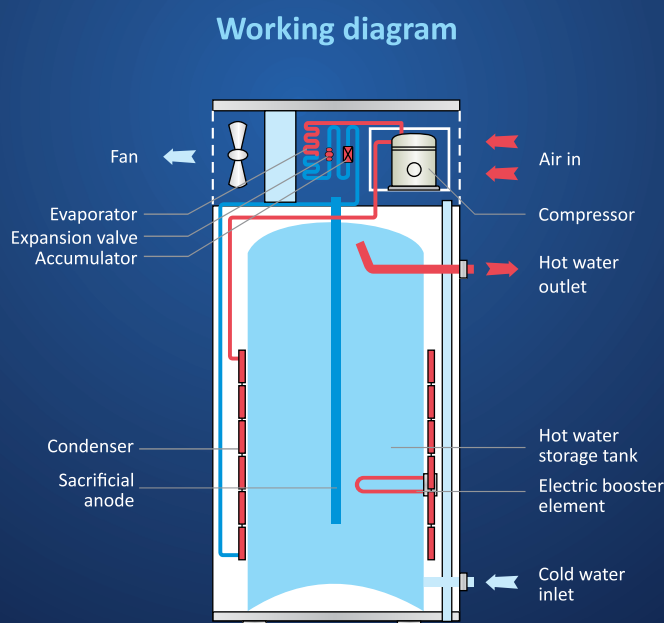
Shri Piyush Lohiya's leadership has brought over 10 global innovations to thousands of clients. Through IWS, Innovative Water Solutions, he has empowered clients to conserve energy, go green, and create leak-proof, lasting plumbing solutions. Delivering a staggering 75% energy savings for hotels, hostels, commercial, and residential heating solutions - efficiency and luxury go hand in hand with our range of TIPCO water heaters.

## Heat Pump working principle

Tipco Air Source Heat Pump is a water heater that sources heat from the air to heat water. Working principle is based on the Reversed Carnot Cycle. Usually, a Heat Pump water heater has four main components: evaporator, compressor, condenser and expansion device. The refrigerant is the medium to connect the four parts. With our technology the liquid refrigerant in the compressor will be pumped into high temperature and high pressure gas by using very little amount of electricity.

Tipco heat pump water heater consumes only  $\frac{1}{4}$  electric power compared to regular electric water heater. The way our product is not just saves money by its power saver mode but also is an environment friendly new generation water heater.

Tipco is also a proud supplier of split heat pump, swimming pool heat pump and high temperature heat pump.



## Safety

High voltage protection

Compressor over heating protection

Hot water over heating protection

Refrigerant high pressure protection

Refrigerant low pressure protection

Over water pressure protection

Circuit failure protection



Tank



Compressor



Electronics Parts


## How to choose an excellent air source Heat Pump water heater: Key features



**1<sup>st</sup> time in India**

### Micro channel heat exchanger

Tipco has developed external micro channel heat exchanger fitted water tank which avoids direct contact between water and heat exchanger, that helps in preventing scaling problems in hard water regions. This innovative heat exchanger is wound closely on the outer surface of the water tank resulting into increased contact area, higher heat efficiency, making the system more stable and a longer service life. Our variable programming flow technology maximizes the effectiveness of heat exchanger.



- ◆ **Glass enamel tank:** Enamel coated inner tank in the heat pump is manufactured in an international advanced automatic plant, making it the highest quality tank available in the market.
- ◆ **Eco-friendly refrigerant:** R134a is an environment friendly, non-poisonous, non-flammable, non-explosive, non-irritant and non-corrosive refrigerant.
- ◆ **High COP:** Micro channel heat exchanger enhances the surface between inner tank and heat exchanger thus enhances the performance of Heat Pump. The COP of this kind of unit can reach upto 4.28 based on European standard.
- ◆ **Panasonic special compressor:** A special compressor with operating range of -7°C to 45°C.
- ◆ **Low noise:** Tipco Heat Pumps are specially designed to reduce noise level to as low as 40 to 45dB.
- ◆ **Advanced anode protection:** The anode rod is a highly effective corrosion fighting system which protects internal tank surfaces from corrosive elements.
- ◆ **360° insulation:** Extremely thick and high intensity insulation for better thermal protection.
- ◆ **Controller:** User friendly controller.
- ◆ **Suitable for low temperature environment:** The ambient temperature range for Heat Pump operation is -7°C to 43°C.

## Specification

Model	All in One 100	All in One 160	All in One 200	All in One 300	All in One 350	All in One 420
Capacity ( Ltr. )	100 (HWM)	160	200	300	350	420
<b>Heat Pump</b>						
Heat Pump input power	220W	420 W	420 W	875 W	1300 W	1300 W
Heat Pump output	750W	1780 W	1780 W	3500 W	5300 W	5300 W
Coefficient of performance	3.41	4.28	4.28	4.0	4.07	4.07
Electric heater input power	2500 W	2500 W	2500 W	2500 W	3000 W	3000 W
Max. input power	2800 W	3200 W	3200 W	3700 W	5000W	5000W
Max. current ( A )	13 A	16 A	16 A	17 A	23 A	23 A
Power supply	220V/1ph/50Hz	220V/1ph/50Hz	220V/1ph/50Hz	220V/1ph/50Hz	220V/1ph/50Hz	220V/1ph/50Hz
Heating capacity in eco mode	16 L/h	38 L/h	38 L/h	78 L/h	118 L/h	118 L/h
Heating capacity in hybrid mode	76 L/h	91 L/h	91 L/h	135 L/h	190 L/h	190 L/h
Max. temperature by eco mode	60°C	65° C	65° C	65° C	65° C	65° C
Max. temperature by hybrid mode	75°C	75° C	75° C	75° C	75° C	75° C
Heat pump noise level	40 dBa	40 dBa	40 dBa	45 dBa	45 dBa	45 dBa
Refrigerant / Volume	R134a/360g	R134a/870g	R134a/870g	R134a/1000g	R134a/1150g	R134a/1150g
Water heat exchanger	Micro channel	Micro channel	Micro channel	Micro channel	Micro channel	Micro channel
Operating temperature range	-7°C to 45°C	-7°C to 45°C	-7°C to 45°C	-7°C to 45°C	-7°C to 45°C	-7°C to 45°C
No of fan	1	1	1	1	2	2
Fan input power	16W	29W	29w	35 W	35w x 2pcs	35w x 2pcs
<b>Tank</b>						
Tank rated pressure	8 bar	8 bar	8 bar	8 bar	8 bar	8 bar
Water inlet / outlet connection	1/2"	3/4"	3/4"	1"	1"	1"
T/P valve connection	*	3/4"	3/4"	3/4"	3/4"	3/4"
Hot water circulation connection	*	*	*	*	3/4"	3/4"
Condensation water out connection	16mm	16mm	16mm	16mm	16mm	16mm
Drain water connection	*	3/4"	3/4"	3/4"	3/4"	3/4"
Insulation thickness / density	50mm (45kg/m3)	50mm ( 45 kg/m3 )	50mm ( 45 kg/m3 )	50mm ( 45 kg/m3 )	50mm ( 45 kg/m3 )	50mm ( 45 kg/m3 )
Weight	65 kg	102 kg	114 kg	150 kg	192 kg	207 kg
Product size	470x1075 mm	525x1735 mm	525x1955 mm	650x1900 mm	675 x 937 x 1720mm	735 x 1006 x 1720mm
Magnesium anode protection	300g/M2	400g/M2	400g/M2	400g/M2	400g/M2	400g/M2
Water proofing grade	lpx4	IPX4	IPX4	IPX4	IPX4	IPX4

\*Testing condition: Dry-bulb temperature 20°C, Wet-bulb temperature 15°C, Outlet water temp. 55°C deg.

Company reserves the right to change specifications and models without prior notice.

MFD BY

ISO 9001  
ISO 14001



Intertek

### TIPCO Energy Devices Pvt. Ltd.

Door No.2-2-38/4, Sri Sai Janachaitanya Colony, Pillar No.176,  
Near Upperpally Court, Beside Indian gas depot, Hyderabad, Telangana - 500 048.

#### Contact Details:

SALES : Chief Sales Officer - ✉ [iwschiefsalesofficer@gmail.com](mailto:iwschiefsalesofficer@gmail.com) or ☎ 9346210707  
SERVICE : Customer Relationship Manager - ✉ [iwscrmsales@gmail.com](mailto:iwscrmsales@gmail.com) or ☎ 8099935794  
SUPPLIERS : ✉ [KiTECinnovative@gmail.com](mailto:KiTECinnovative@gmail.com)  
CAREERS : ✉ [iwscareers@gmail.com](mailto:iwscareers@gmail.com)



## Air to Water Split Heat Pump

Tipco Heat pump produces **Domestic Hot Water** thanks to the heat energy naturally present in air, allowing considerable energy savings.

The energy (heat) is transferred from air to water through a condenser coil wrapped outside tank, avoiding any possible contact between the fluid and sanitary water ensuring therefore maximum hygiene and safety

Tipco excels in providing simple installations to customised Water Heating Solutions to Discerning buyers.  
Be at Heat Pump, Gas, Solar or Electric an amalgamation of technologies.  
No wonder why our customers Trust us when it comes to providing hot water solution.



Glass enamel coated steel inner tank

Micro channel heat exchanger

High COP

R410a Eco-friendly refrigerant

HIGHLY special compressor

Low noise level

50 mm PUF insulation

Suitable for low temperature environment



5 Year Warranty on Tank



2 Year Warranty on Compressor

## Setting new quality standards

## Heat Pump working principle

Tipco Air Source Heat Pump is a water heater that sources the heat from the air to heat water. Working principle is based on the Reversed Carnot cycle. Usually, a Heat Pump water heater has four main components: evaporator, compressor, condenser and expansion device. The refrigerant is the medium to connect the four parts. With our technology the liquid refrigerant in the compressor will be pumped into high temperature and high pressure gas by using very little amount of electricity.

## How to choose an excellent air source Heat Pump water heater: Key features

- ◆ **First time in India micro channel heat exchanger** Tipco has developed external micro channel heat exchanger fitted water tank which avoids direct contact between water and heat exchanger that helps in preventing scaling problems in hard water regions
- ◆ **Glass enamel tank:** Enamel coated inner tank in the heat pump is manufactured in an international advanced automatic plant, making it the highest quality tank available in the market.
- ◆ **Eco-friendly refrigerant:** R410a is an environment friendly, non-poisonous, non-flammable, non-explosive, non-irritant and non-corrosive refrigerant.
- ◆ **High COP:** Micro channel heat exchanger enhances the surface between inner tank and heat exchanger thus enhances the performance of Heat Pump. The COP of this kind of unit can reach upto 4.28 based on European standard.
- ◆ **360° insulation:** Extremely thick and high intensity insulation for better thermal protection.
- ◆ **Suitable for low temperature environment:** The ambient temperature range for Heat Pump operation is -5°C to 43°C.

REFRIGERANT CIRCULATION SPLIT HEAT PUMP WITH MICRO CHANNEL TANK					
Model (Same as Sample )		BMHPRC-1P/150	BMHPRC-1P/200	BMHPRC-1P/300	BMHPRC-2P/500
<b>Heat Pump</b>					
Power supply	V-Hz	220V/1PH/50HZ	220V/1PH/50HZ	220V/1PH/50HZ	220V/1PH/50HZ
Working temp.	°C	-5°C~43°C	-5°C~43°C	-5°C~43°C	-5°C~43°C
Max. outlet Water temp.	°C	60°C	60°C	60°C	60°C
Output Power	W	3360	3360	3360	7200
Input Power	W	800	800	800	1750
COP	W/W	4.2	4.2	4.2	4.11
Rated current	A	3.71	3.71	3.71	8.08
Water Heating Capacity	L/h	75	75	75	155
Max. input consumption	W	1190	1190	1190	2600
Max. input current	A	5.49	5.49	5.49	12
Max. input current in Hybrid mode	A	15	15	15	30
Compressor	Type	Rotary compressor	Rotary compressor	Rotary compressor	Rotary compressor
	Brand	HIGHLY	HIGHLY	HIGHLY	HIGHLY
Refrigerant	g	R410a/800g	R410a/800g	R410a/800g	R410a/800g
Outdoor noise level (1 meter)	dB(A)	52	52	52	55
Weight	kg	28	28	28	48
Dimension(L*W*H)	mm	765*260*530	765*260*530	765*260*530	800*300*540
<b>Tank</b>					
Capacity	L	150	200	300	500
Working pressure	Kg	8	8	8	8
Electric heater	kw	2	2	2	4
Insulation material/thickness	mm	PUF/50	PUF/50	PUF/50	PUF/50
Inlet/Outlet size	Inch	3/4"	3/4"	1"	1"
T/P valve connection size	Inch	3/4"	3/4"	3/4"	3/4"
Drain connection	Inch	3/4"	3/4"	3/4"	3/4"
Size	mm	450*450*1551	470*470*1795	580*580*1845	710*710*1885
Weight	Kg	48	60	87	135

▲ Testing condition: ambient Dry/Wet Bulb Temp.: 20°C/15°C; Water Inlet/Outlet Temp.: 15°C/55°C.

## TIPCO Energy Devices Pvt. Ltd.

Door No.2-2-38/4, Sri Sai Janachaitanya Colony, Pillar No.176,  
Near Upperpally Court, Beside Indian gas depot, Hyderabad, Telangana - 500 048.

### Contact Details:

SALES : Chief Sales Officer - ✉ [iwschiefsalesofficer@gmail.com](mailto:iwschiefsalesofficer@gmail.com) or ☎ 9346210707  
 SERVICE : Customer Relationship Manager - ✉ [iwscrmsales@gmail.com](mailto:iwscrmsales@gmail.com) or ☎ 8099935794  
 SUPPLIERS : ✉ [KiTECinnovative@gmail.com](mailto:KiTECinnovative@gmail.com)  
 CAREERS : ✉ [iwscareers@gmail.com](mailto:iwscareers@gmail.com)



---

## Air to Water Heat Pump System

**Quality at the forefront of Technology**  
**Safety features you can Trust**  
**Service you can count on**  
**WE REDEFINE TIPCO**

---

**Tipco excels in providing simple installations to customized Water Heating Solutions to discerning buyers. Be it Heat Pump, Gas, Solar or Electric an amalgamation of technologies. No wonder why our customers Trust Us when it comes to providing Hot Water Solution.**



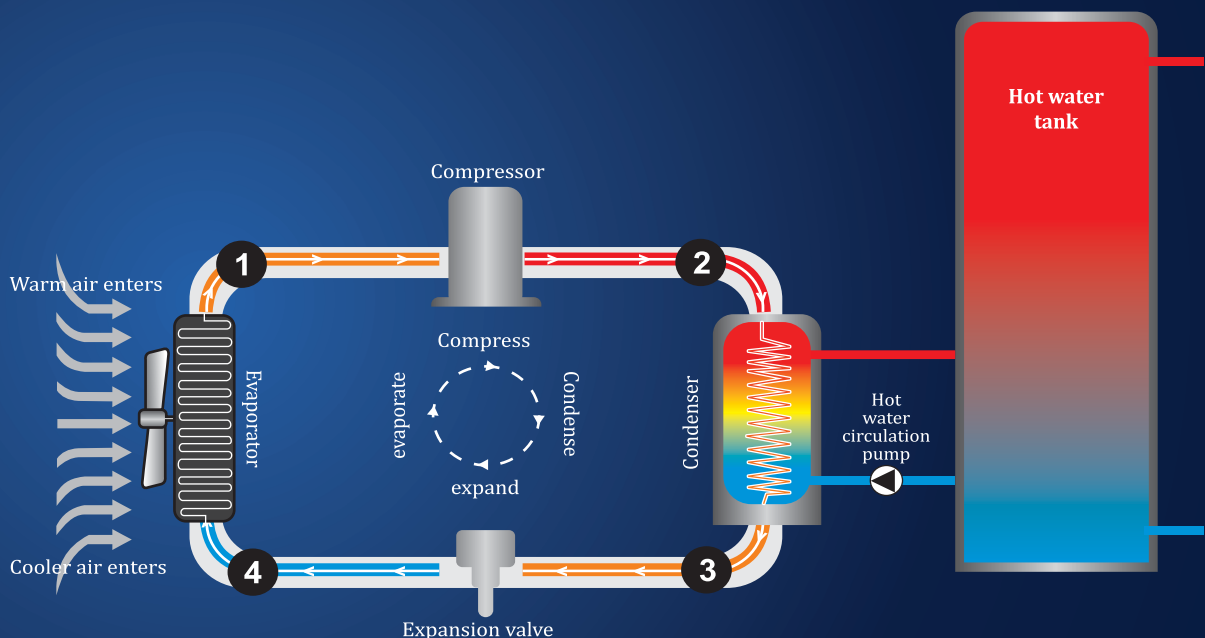
**Setting new quality standards**

## Heat Pump

Tipco Energy Devices Pvt. Ltd. began its operation in 2004 with the objective of providing world class water heaters suitable to Indian water conditions and great value for money to consumers.

- Tipco Energy introduces a Fifth Generation series in water heater with an innovative approach involving a creative design – A Heat Pump.
- Ultra-efficient equipment with amazing SEER [Seasonal Energy Efficiency Ratio] of more than 5.0 is the foundation feature of device performance. This reflects in drastic reduction in running cost to  $\frac{1}{4}$  of resistive electrical heater,  $\frac{1}{3}$  of gas heater and  $\frac{1}{2}$  of oil-fired heater
- Using Reverse Carnot cycle as the principle of operation, the device has inbuilt safety feature and fully protected against electrical hazards like shocks, leakages etc.
- Electricity heats the refrigerant through compression and in turn hot refrigerant heats the water. This arrangement of two-step heating completely isolates water from electrical power and thus provides a totally safe operation.
- Can be used as a source to the single point consumer of hot water or as a centralized source for multiple uses at various outlets in the premises. Multiple applications can be supported like bathing, laundries and dish washing.
- Sturdy construction and durable design with life span of 10 to 15 years of trouble free operation with minimum of maintenance.
- Fully automatic digital control hardware and software to regulate the un-manned operation on 365x24x7 basis for temperature, flow and heat buffering of heat energy.
- Fully supporting the de-frosting phenomenon.
- Eco-friendly with zero ozone depletion layer performance and reduction of greenhouse effect.

### Working principle



1. Cold refrigerant absorb heat from the air/water and become warm refrigerant.
2. Warm refrigerant be compressed as hot refrigerant.
3. Hot refrigerant transfer heat to water.
4. Hot refrigerant become cold after expanding.



## Latest generation water heater working on the principle of reverse Carnot cycle

Highly energy efficient

25% to 30% energy consumption as compared to conventional resistive electric heaters

COP from 3.8 to 4.5

Ideally suited for centralized hot water system, swimming pool and as backup equipment for large solar projects

Economic electric backup for large solar system

Hot and cold water option

## World famous components

Copeland & Panasonic compressor

R410a / R 417a - Eco friendly refrigerant

Emerson expansion valve

Wilo circulation pump

High efficiency heat exchanger

Multi-function digital control panel

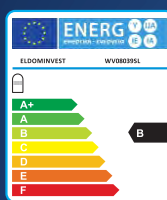
## Glass enamel tank

- ◆ Consists of hot rolled steel with double internal layer of enamel, processed at 860°C according to DIN 4753 standard.
- ◆ Floor standing model.
- ◆ Magnesium anodes for hard water.
- ◆ Electric tubular heating element produced in Eldominvest using the last generation technology.
- ◆ Thick insulation made of CFC free polyurethane foam, ensuring minimal heat losses and energy saving.
- ◆ Precision thermometer for all models.
- ◆ Water, suitable for drinking.
- ◆ High pressure tolerance.

SVP Hospital  
Ahmedabad • 50,000 Ltr.



Sardardham  
Ahmedabad • 15,000 Ltr.



Technical Specification							
Heat Pump		BMHP 4.7	BMHP 6.5	BMHP 9.3	BMHP 13	BMHP 19	BMHP 39
Power supply	V-Hz	220V/1PH/50HZ			415V/3PH/50HZ		
Working temp.	°C	-5°C~43°C			-5°C~43°C		
Min. / Max. outlet water temp.	°C	55/60°C			55/60°C		
Output Heating Capacity	KW	4.64	6.5	9.28	13	19	39
Hot water	L/h	100	140	200	280	410	820
Input Power	KW	1.22	1.71	2.45	2.8	4.3	8.47
COP	W/W	3.80	3.80	3.80	4.60	4.40	4.60
Rated current	A	6.3	8	11.3	4	8	15
Compressor / Brand		Rotary / Panasonic			Scroll / Emerson Copeland		
No. of compressor	PCS	1	1	1	1	1	2
Refrigerant		R410a			R417a		
Condenser		Copper tube in shell					
Evaporator		Ultra Gold color Hydrophilic aluminium					
Wire controller		Intelligent & LCD					
Set temp. range	°C	20~60	20~60	20~60	20~60	20~60	20~60
Auto Defrosting Function		Included	Included	Included	Included	Included	Included
Water pump		WILO	WILO	WILO			
Water flow m3		2	2	2	2.5	3.5	7
Outdoor noise level (1 meter)	dB(A)	52	52	52	65	65	65
Dimension(L*W*H)	mm	930x360x560	930x360x560	1000x370x630	710x710x850	810x810x1055	1450x705x1180
NW/GW	kg	50/53	55/58	70/74	100/115	147/170	280/320
▲ Testing condition: ambient Dry/Wet Bulb Temp.: 20°C/15°C; Water Inlet Outlet Temp.: 15°C/55°C.							
Tank							
Capacity	Ltr	300/400	400/500	800/1000	1000/1500	1500/2000	2000
Working Pressure	bar	8	8	8	8	8	8
Inner coating		Glass Enamel Coating					
Insulation Thickness	mm	50	50	50	50	50	50
Insulation Material		PUF	PUF	EPS	EPS	EPS	EPS
Inlet / Outlet connection	Inch	1"	1"	1"/1.1/2"	1.1/2" / 2"	2"	2"
Heat Pump circulation connection	Inch	3/4"	3/4"	1.1/2"	1.1/2"	1.1/2"	1.1/2"
Flange	mm	*	*	200	200/400	400	400
Electric Heater Connection	Inch	1"	1"	1.1/2" x 3	1.1/2" x 3	1.1/2" x 3	1.1/2" x 3
Electric Heater	kw	4	4/6	Optional	Optional	Optional	Optional
Power supply	V-Hz	220V/1PH/50HZ					
Rated Courant	A	20	20/30				
Dimension (Ø x H)	mm	650x1500 710x1525	710x1525 710x1900	900x1880 1000x1920	1000x1920 1200x2000	1200x2000 1350x2050	1350x2050
Weight	Kg	89 / 118	118 / 155	210 / 238	238 / 367	367 / 420	420



2 Year Warranty  
on Compressor



4 Year Warranty  
on Commercial Tank



5 Year Warranty  
on Domestic Tank

## TIPCO Energy Devices Pvt. Ltd.

Door No.2-2-38/4, Sri Sai Janachaitanya Colony, Pillar No.176,  
Near Upperpally Court, Beside Indian gas depot, Hyderabad, Telangana - 500 048.

### Contact Details:

SALES : Chief Sales Officer - ✉ [iwschiefsalesofficer@gmail.com](mailto:iwschiefsalesofficer@gmail.com) or ☎ 9346210707  
 SERVICE : Customer Relationship Manager - ✉ [iwscrmsales@gmail.com](mailto:iwscrmsales@gmail.com) or ☎ 8099935794  
 SUPPLIERS : ✉ [KiTECinnovative@gmail.com](mailto:KiTECinnovative@gmail.com)  
 CAREERS : ✉ [iwscareers@gmail.com](mailto:iwscareers@gmail.com)



---

## Swimming Pool Heat Pump System

**When the latest **Technology**,  
advanced **Safety Features**,  
and unmatched **Service** come together,  
a Tipco is created**

---

Tipco excels in providing simple installations to customized  
Water Heating Solutions to discerning buyers.

Be it Heat Pump, Gas, Solar or Electric an amalgamation of technologies.

No wonder why our customers Trust Us  
when it comes to providing Hot Water Solution.





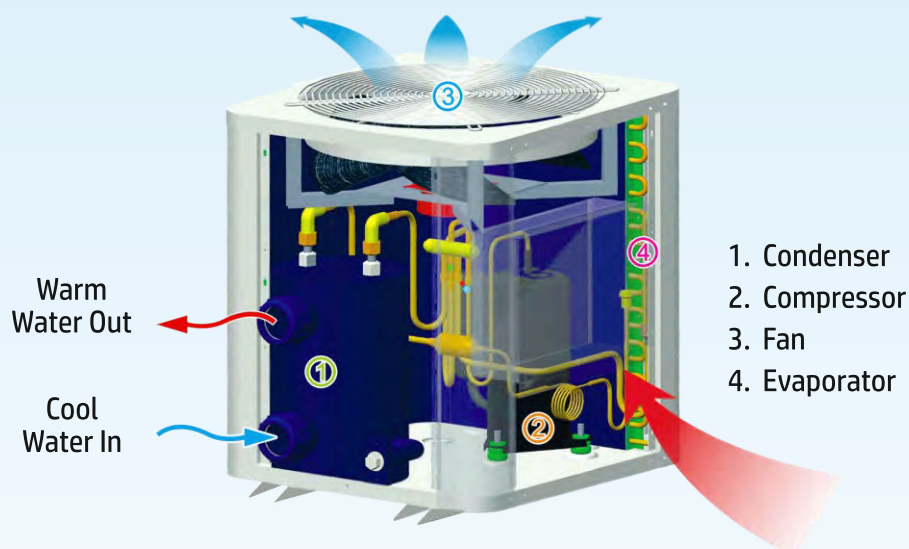
Setting new quality standards

## Heat Pump

Tipco Energy Devices Pvt.Ltd. began its operation in 2004 with the objective of providing world class water heaters suitable to Indian water conditions and great value for money to consumers.

- Tipco Energy introduces a Fifth Generation series in water heater with an innovative approach involving a creative design - A HEAT PUMP.
- Ultra-efficient equipment with amazing SEER [Seasonal Energy Efficiency Ratio] of more than 5.0 is the foundation feature of device performance. This reflects in drastic reduction in running cost to  $\frac{1}{4}$  of resistive electrical heater,  $\frac{1}{3}$  of gas heater and  $\frac{1}{2}$  of oil-fired heater
- Using Reverse Carnot cycle as the principle of operation, the device has inbuilt safety feature and fully protected against electrical hazards like shocks, leakages etc.
- Electricity heats the refrigerant through compression and in turn hot refrigerant heats the water. This arrangement of two-step heating completely isolates water from electrical power and thus provides a totally safe operation.
- Can be used as a source to the single point consumer of hot water or as a centralized source for multiple uses at various out lets in the premises. Multiple applications can be supported like bathing, laundries and dish washing.
- Sturdy construction and durable design with life span of 10 to 15 years of trouble free operation with minimum of maintenance.
- Fully automatic digital control hardware and software to regulate the un-manned operation on 365x24x7 basis for temperature, flow and heat buffering of heat energy.
- Fully supporting the de-frosting phenomenon.
- Eco-friendly with zero ozone depletion layer performance and reduction of greenhouse effect.

## Working Principle



## Latest generation water heater working on the principle of **Reverse Carnet Cycle**



- Highly energy efficient
- 25% to 30% energy consumption as compared to conventional resistive electric heaters
- COP from 4.5 to 5.8
- Ideally suited for Swimming Pool

## World Famous Components

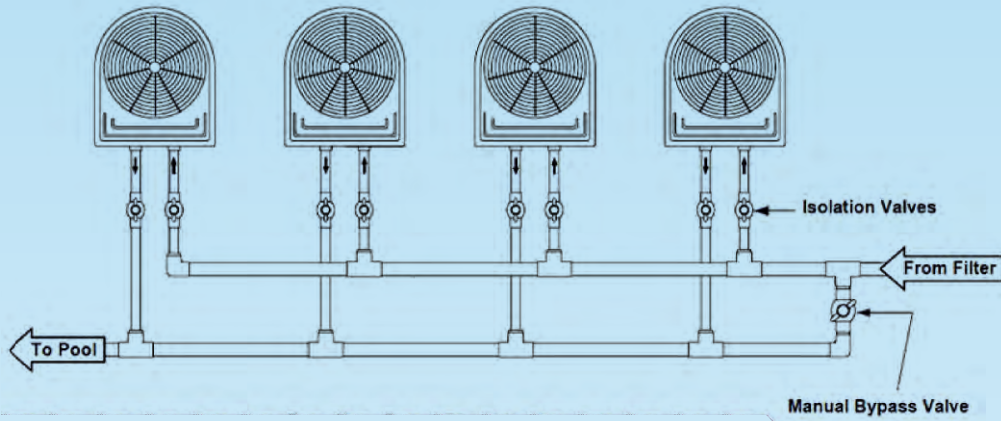
- Copeland or Panasonic scroll compressor
- R407C/R22 - Refrigerant
- Emerson expansion valve
- High efficiency Titanium Tube
- Multi-function digital control panel

## Specifications

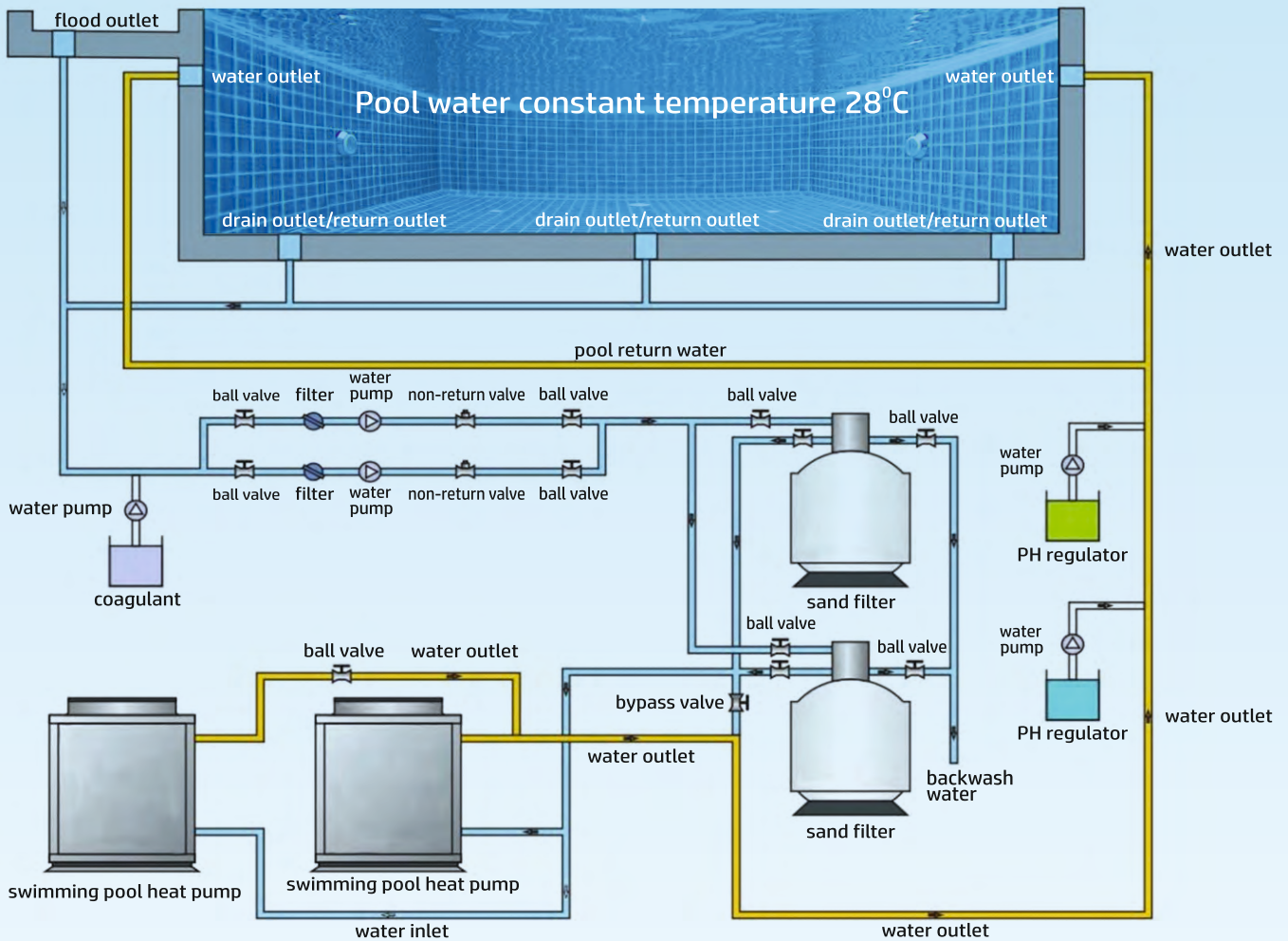
Model	BMHPSW18	BMHPSW31	BMHPSW40	BMHPSW52	BMHPSW70	BMHPSW90	
	25 m3	50 m3	75 m3	100 m3	125 m3	150 m3	
24°C/26°C		18.80	31.0	40.0	52.0	70.0	90
		3.16	5.85	7.5	9.8	13.2	17
	COP	5.98	5.3	5.3	5.3	5.3	5.3
	Current	14.61	11	13	16.5	25	29
Air /Water 15°C /26°C	Output Power (KW)	15.95	29	31	40	56	81
	Input Power(KW)	3.13	5.8	6.2	8.1	11.2	16.9
	COP	5.09	5.0	5.0	5	5.0	4.8
	Current	14.83	10.3	11	14	20	28.4
Air /Water 7°C /26°C	Output Power (KW)	13.17	22.7	26	33	42.1	70
	Input Power(KW)	3.10	5.27	6	7.8	9.8	16.3
	COP	4.25	4.3	4.3	4.3	4.3	4.3
	Current	14.64	9.4	10	12.6	18.56	26.9
Electric Power	220V/50Hz			380V/50Hz			
Compressor	Panasonic	Panasonic	Panasonic	Panasonic			
	Scroll*1	Scroll*1	Scroll*2	Scroll*2	Scroll*2	Scroll*4	
Fan Vane	φ560×167	φ560×167	φ560×167	φ560×167	φ560×167	φ560×167	
Heat Exchanger	Titanium Tube Heat Exchanger						
Refrigerant	R410A /2000g	R410A /3400g	R410A /4200g	R410A /4600g	R410A /7200g		
Electric Expansion Valve	DPF3.0	DPF3.0	DPF3.0	DPF3.0	DPF3.2	DPF3.0	
Defrost	Included						
Remote	5meter Signal Wire						
Cabinet	Galvanized steel sheet and sprayed baking paint						
Water Connection Port(mm)	Exterior 50mm/ Interior 40mm	Exterior 60mm/ Interior 50mm					
Fan Power Input (w)	400	400	400	400*2	410*2	850	
Fan Power Output(w)	250	250	250	250*2	200*2	550	
Fan (RPM)	850	850	850	850	930	940	
Noice dB(A)	49	58	58	58	58	65	
Water Flow Rate(m <sup>3</sup> /h)	10~12	12~15	20~25	25-30	30~40	40-50	
Water Pressure Drop (Kpa)	14	15	16	18	20	30	
Product Dimension(mm)	810*810*1050	810×810×1350	1580*910*1180	1580*910*1380	1750*1050*1900	2000*1100*2100	
Packing Dimension(mm)	890*890*1250	890*890*1550	1650*980*1340	1650*980*1540	1900*1160*2110	2200*1300*2350	
Net/ Gross Weight(kgs)	112/122	160/ 190	270/300	320/350	460/500	460/500	



## Multiple Heat Pump Plumbing Layout



## Installation Diagram



## TIPCO Energy Devices Pvt. Ltd.

Door No.2-2-38/4, Sri Sai Janachaitanya Colony,  
Pillar No.176, Near Upperpally Court, Beside Indian gas depot,  
Hyderabad, Telangana - 500 048.

### Contact Details:

SALES : Chief Sales Officer - ✉ [iwschiefsalesofficer@gmail.com](mailto:iwschiefsalesofficer@gmail.com)  
or ☎ 9346210707

SERVICE : Customer Relationship Manager - ✉ [iwscrmsales@gmail.com](mailto:iwscrmsales@gmail.com)  
or ☎ 8099935794

SUPPLIERS : ✉ [KiTECinnovative@gmail.com](mailto:KiTECinnovative@gmail.com)

CAREERS : ✉ [iwscareers@gmail.com](mailto:iwscareers@gmail.com)